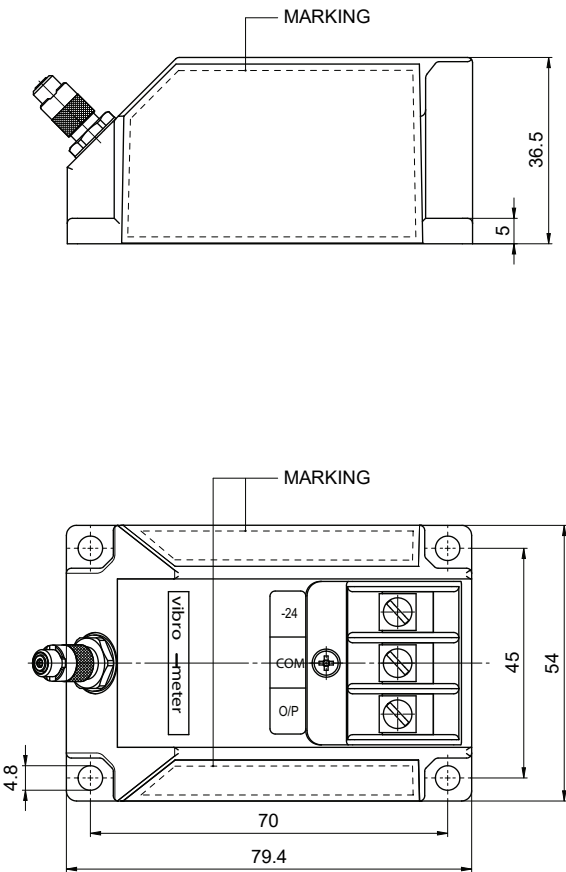


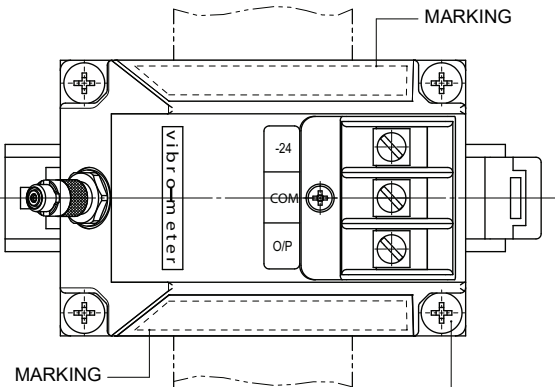
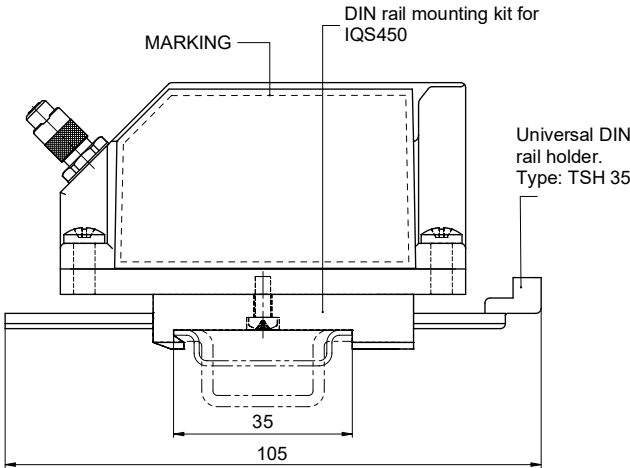
MECHANICAL DRAWINGS AND ORDERING INFORMATION *(continued)*

IQS450 signal conditioner

Signal conditioner only  
(ordering option I0)



Signal conditioner  
with MA130 mounting adaptor  
(ordering option I1)



Note: All dimensions are in mm unless otherwise stated.

Self-tapping cross-head (Phillips) screws:  
Type: WN 1411, KA40x10  
Mounting torque: 0.6 N•m

Ordering number: 204 - 450 - 000 - 002 - A - B - H - I

Environment (A)	
Standard	1
Explosive Ex i	2
Explosive Ex nA	3

Measurement range	Sensitivity (B)	
2 mm	8 mV/μm	11
	2.5 μA/μm	12

Installation (I)	
0	Signal conditioner only
1	Signal conditioner assembled on MA130 mounting adaptor

Total system length (H)	
05	5 m
10	10 m